

Zoom Joining Instructions for Irene Willis' Memorial Service

When: Saturday April 18th, 2020 @ 3:00PM

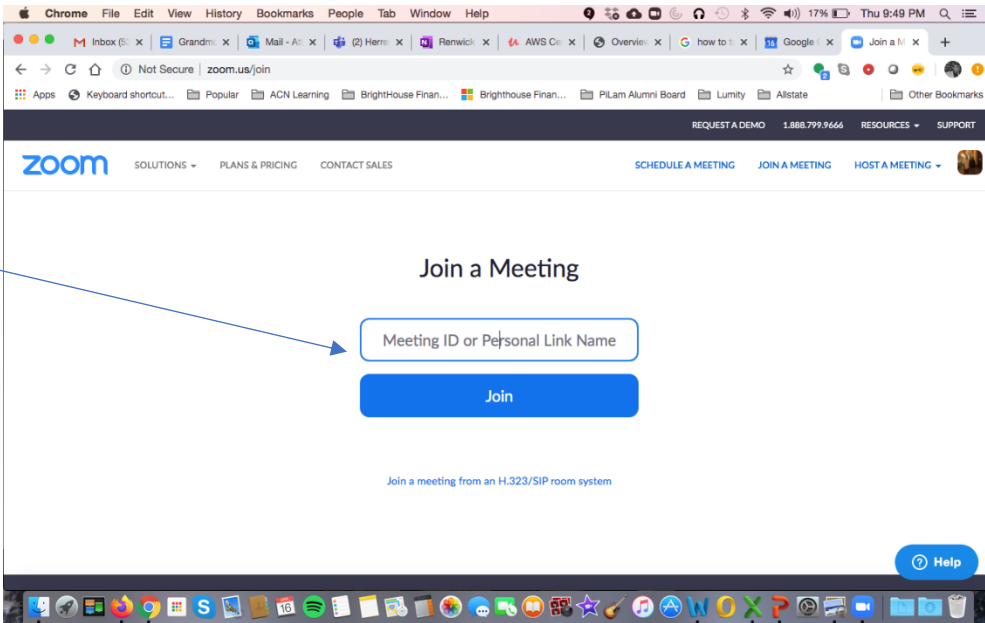
Webinar ID: 782-2097-3117

How to Join:

Joining from Laptop:

For joining from the laptop please visit <https://zoom.us/>, and select "Join Meeting":

Enter Webinar ID Here:

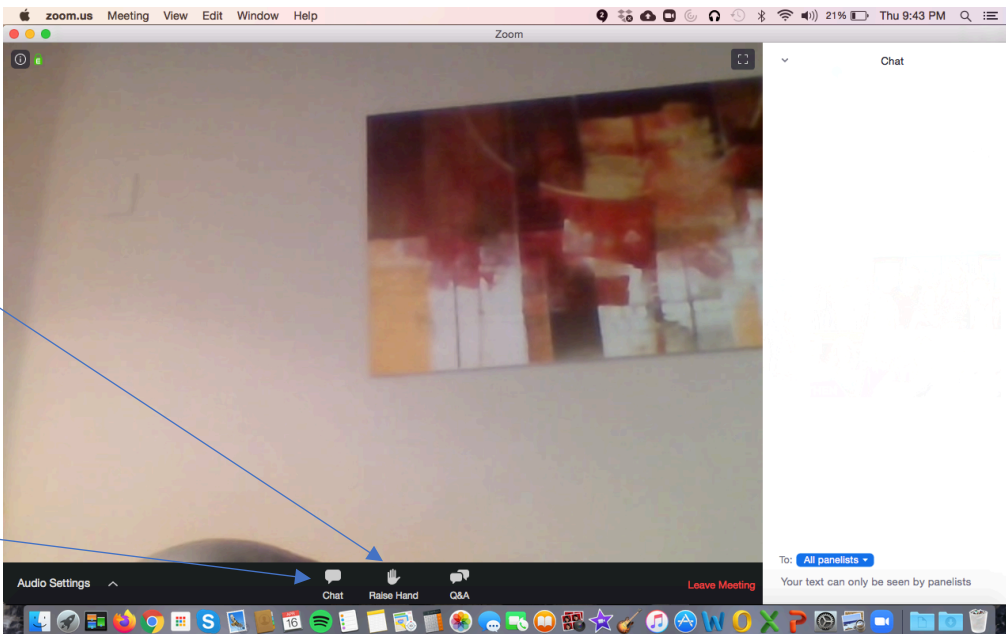


The screenshot shows the Zoom website interface in a Chrome browser. The page title is "Join a Meeting". There is a text input field labeled "Meeting ID or Personal Link Name" and a blue "Join" button below it. A blue arrow points from the text "Enter Webinar ID Here:" to the input field. The Zoom logo and navigation menu are visible at the top. The browser's address bar shows "zoom.us/join".

If you are an attendee, you will join the webinar without the ability to talk or be seen:

Raise hand here if you would like to speak (within reason)

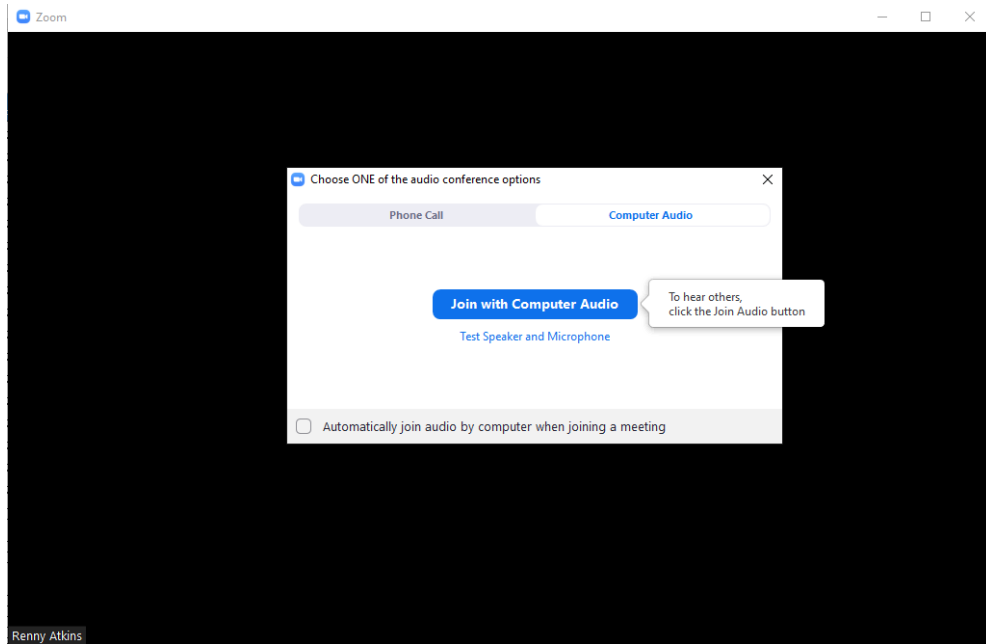
Place something in the chat box to communicate with the host



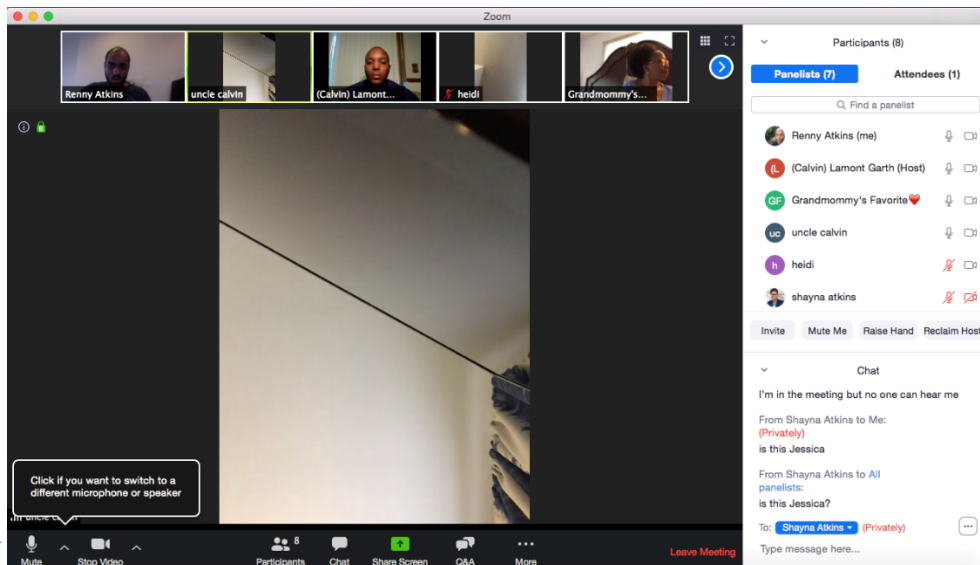
The screenshot shows the Zoom meeting interface. The main area displays a video of a person. The bottom toolbar includes buttons for "Audio Settings", "Chat", "Raise Hand", and "Q&A". A blue arrow points from the text "Raise hand here if you would like to speak (within reason)" to the "Raise Hand" button. Another blue arrow points from the text "Place something in the chat box to communicate with the host" to the "Chat" button. The right sidebar shows a "Chat" window with a message input field and a "Send" button. The status bar at the bottom shows "Zoom" and "Thu 9:43 PM".

Select people over the course of the service will be selected to be panelists. Panelists are able to speak and show their camera to the rest of the webinar:

Select "Join with Computer Audio"

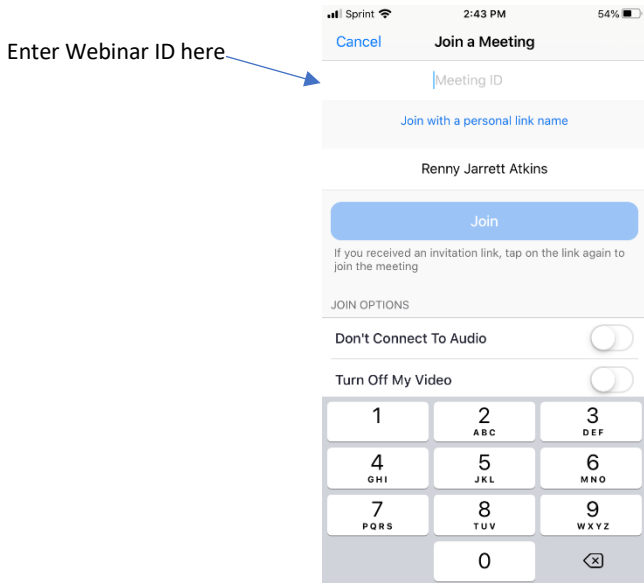


Choose to mute/unmute and whether to stop your video



Joining from mobile device:

For joining from the phone, it is recommended that you download the Zoom App. Once downloaded, connect to the webinar by either selecting the link in the meeting invite or entering the Webinar ID.



Toggle if you would like the sound to play from regular phone ear or speaker

Place something in the chat box to communicate with the host

Raise hand here if you would like to speak (within reason)

